



LMP LED 7 MR16

7W 12V MR16 LED Lamps

Catalog Number	
Project	Type



FEATURES & SPECIFICATIONS

APPLICATIONS — The LMP LED 7 MR16 series of 7W LED 12V MR16 lamps are energy efficient bi-pin lamps designed to replace typical 50W halogen bulbs. Typical applications include track lighting, task lighting, pendants, landscape lighting, and recessed lighting. Lamps fit outdoor landscape bullets, such as the Techlight BLMR16C/BLMR16Z series.

FEATURES — 7W MR16 lamps feature a GU5.3 base. 12V AC input voltage. >92 CRI. Available in 15, 24, 36, 60, and 120 degree beam angles. 2700K, 3000K, 4000K, and 5700K color temperatures. 4000K and 5700K CCTs available in 60 and 120 degree beam angles only. Long-lifespan L70 of 36,000 hours. Dimming compatible with most magnetic and electronic LED compatible transformers. Dimmable with most MLV/ELV dimmers.

LISTINGS — ETL Listed for damp locations. RoHS compliant.

WARRANTY — Lamps are covered by a limited lifetime warranty throughout the life-time of the lamps.

ORDERING INFORMATION

Choose the bold face options for the appropriate configuration for your application and enter on the line above each fixture attribute.

EXAMPLE:


LMP LED 7 MR16 15D 3000K

NOTES

1 = 15D, 24D, and 36D beam angles are only available in 2700K and 3000K color temperatures.

LMP LED 7 MR16		
SERIES	BEAM ANGLE	COLOR TEMP/CCT
LMP LED 7 MR16	15D ¹ = 15 Degree 24D ¹ = 24 Degree 36D ¹ = 36 Degree 60D = 60 Degree 120D = 120 Degree	2700K = Soft White (2700K) 3000K = Warm White (3000K) 4000K = Neutral White (4000K) 5700K = Cool White (5700K)

LAMP DIMENSIONS



BLMR16 Bullet Application Photos



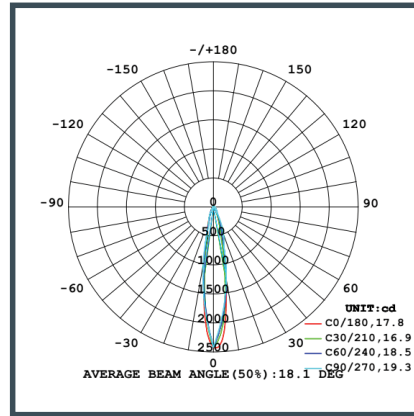
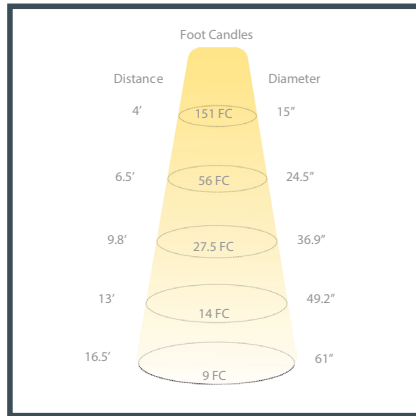
LMP LED 7 MR16 7W 12V LED MR16 Lamps

LAMP INFORMATION

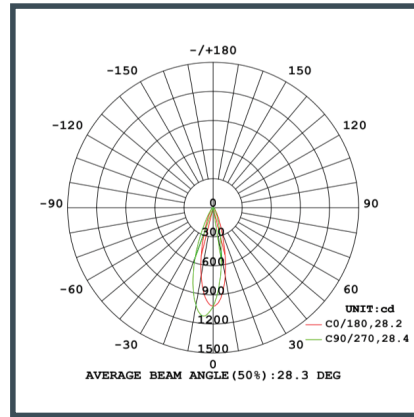
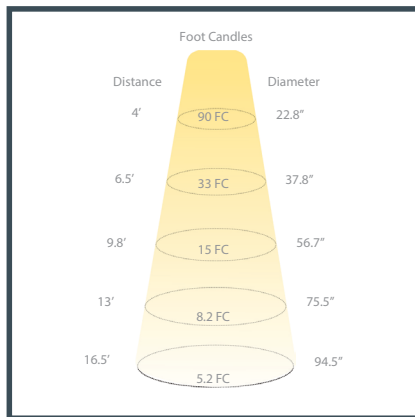
Beam Angle	Base Type	Material	Input Voltage	Volt-Amperes (VA)	Wattage	CRI	Lumens	Lifespan	CCTs
15 Degrees	GU5.3	Ceramic + PC	12V AC	6.74W	6.13W	92	606 lm	36,000 Hours	2700K, 3000K
24 Degrees	GU5.3	Ceramic + PC	12V AC	6.64W	6.13W	92	543 lm	36,000 Hours	2700K, 3000K
36 Degrees	GU5.3	Ceramic + PC	12V AC	6.89W	6.27W	92	569 lm	36,000 Hours	2700K, 3000K
60 Degrees	GU5.3	Ceramic + PC	12V AC	6.80W	6.34W	92	640 lm	36,000 Hours	2700K, 3000K, 4000K, 5700K
120 Degrees	GU5.3	Ceramic + PC	12V AC	6.91W	6.27W	92	565 lm	36,000 Hours	2700K, 3000K, 4000K, 5700K

PHOTOMETRIC CHARACTERISTICS

15 Degree Beam Angle



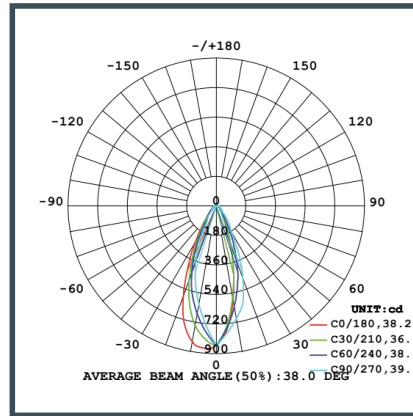
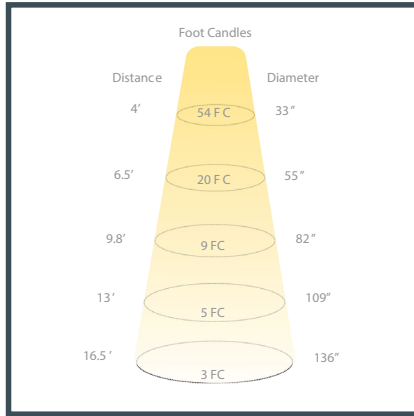
24 Degree Beam Angle



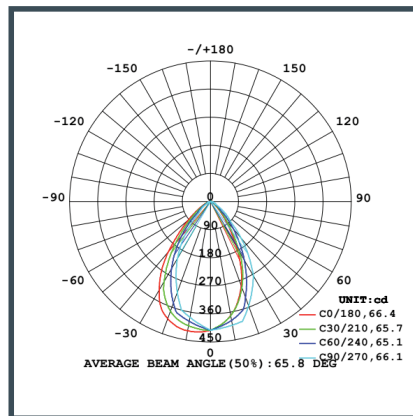
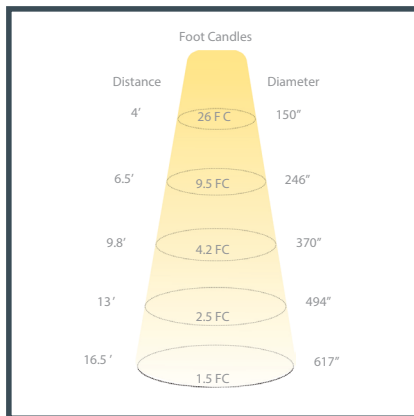
LMP LED 7 MR16 7W 12V LED MR16 Lamps

PHOTOMETRIC CHARACTERISTICS (cont.)

36 Degree Beam Angle



60 Degree Beam Angle



120 Degree Beam Angle

